


Margański

*
Service

Service Bulletin No 105/93 SWIFT

page 1 of 2



BULLETIN No BE 105/93 SWIFT

Reference:

Strengthening of the structure of the pedal arms in the rudder control system

Method of introduction:

According to Users decision

Prepared by:

Zakład Remontów i Produkcji Sprzętu Lotniczego Edward Margański, Bielsko-Biała

Author:

Approved by:

.....
Jerzy Cisowski, M. Sc.

.....
Edward Margański, M. Sc.

September 15th, 1993

This is the translation of the original Polish text
approved by the Airworthiness Authority.

Translated by:

Wiesław Stafiej, D. Sc.

Stafiej



St. SPECIALISTA KCSP

int. Witold Niespal

1. Grounds for introduction of this Bulletin

On the Fifth world Glider Aerobatic Championships in Venlo (The Netherlands) damage to the pedal arm in the rudder control system occurred twice during the same aerobatic manoeuvre (recovery from a quick vertical roll).

Strength tests performed in situ proved correct structural behaviour which met the JAR-22 requirements, and also confirmed the credibility of the tests previously performed by the producer.

Nevertheless the glider producer has decided to strengthen the tubular element of the pedal arm.

2. List of glider Factory Numbers covered by this Bulletin

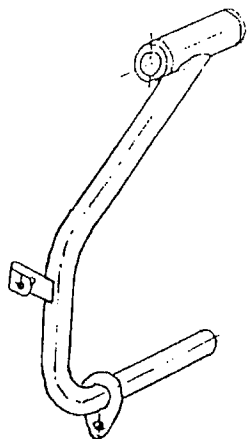
P-05, P-06, P-07, P-08 and S/N from 0101 up to 0115 included.

3. Description of the change introduced by this Bulletin

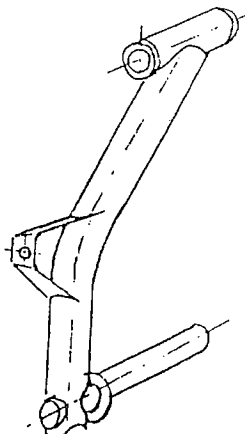
The pedal arm (drawing A/2-1.05.100) has been strengthened by means of enlarging the diameter of tubular element, and also the type of steel has been changed to obtain greater stiffness, strength and material plasticity.

Indicatory sketch:

Existing arm



Strengthened arm



4. List of enclosures

Pedal arms (left & right), according to the drawing A/2-1.05.100.

5. Final statements

The pedal arms transferred together with this Bulletin can be installed on the glider by the User, according to his decision.

* The End *